



District Report Card: 2017


State: Tamil Nadu	District: Kancheepuram
Class: 5	Subject: Language
Schools: 58	Students: 1054


Participation/Coverage


Students

<div>GENDER</div> <div></div>	Boys		Girls	
	Number	%	Number	%
	491	46.58	563	53.42

<div>AREA</div> <div></div>	Rural		Urban	
	Number	%	Number	%
	739	70.11	315	29.89

<div>CATEGORY</div> <div></div>	SC		ST		OBC		GEN	
	Number	%	Number	%	Number	%	Number	%
	384	36.43	33	3.13	613	58.16	24	2.28

<div>CWSN</div> <div></div>	LD	VI	HI	S&LD	ID	Oth
	1	0	2	4	4	0

<div>Management</div> <div></div>	Government		Government-aided	
	Number	%	Number	%
	719	68.22	335	31.78

Average Performance of Students in Language (%)

Overall	Gender		Area		Management		Social Group			
	Male	Female	Rural	Urban	Govt.	Aided	SC	ST	OBC	GEN
62.99	61.93	63.92	61.56	66.35	61.64	65.89	61.93	54.14	64.10	63.89

Performance on Learning Outcomes (LOs)

Learning Outcomes	Description	Average Performance(%)
L504	Reads and comprehends independently storybooks, news items/ headlines, advertisements etc.	62.30
L508	Reads text with comprehension, locates details and sequence of events	63.34

Range of Performance of Students who Answered Correctly							
Below 30%		30% - 50%		50% - 75%		Above 75%	
Number	%	Number	%	Number	%	Number	%
71	6.74	222	21.06	450	42.69	311	29.51

Lowest Performing Learning Outcomes (LOs)

- 1 - Reads and comprehends independently storybooks, news items/ headlines, advertisements etc. (62.30)
- 2 - Reads text with comprehension, locates details and sequence of events (63.34)